



# Everest Group ServiceNow Services PEAK Matrix® Assessment 2025

Focus on Cognizant

April 2026



# Introduction

ServiceNow has emerged as a key platform for enterprise transformation, unifying workflow automation, IT and business operations, and AI-driven decision-making. Enterprises are evolving from using ServiceNow primarily for IT Service Management (ITSM) to adopting it as a strategic platform for end-to-end digital transformation across domains such as HR, customer service, and risk management. Further, the platform's expanding product suite, low-code development environment, and embedded generative AI and agentic AI capabilities are fueling widespread enterprise adoption.

As organizations pursue efficiency, agility, and experience-led transformation, they are investing in platform consolidation and AI-infused workflow automation.

ServiceNow's continued investments in industry workflows, predictive intelligence, and cross-platform integration are enabling enterprises to break silos across business functions and deliver connected digital experiences.

To better cater to evolving enterprise needs, the ServiceNow partner ecosystem has become increasingly strategic, with Global System Integrators (GSIs) and specialist providers investing in differentiated value

propositions. While GSIs bring scale, broad portfolio coverage, and co-innovation depth, specialist partners are gaining traction for their agility, industry focus, and IP-led accelerators that address niche enterprise needs. Providers are also prioritizing generative AI readiness assessments, domain-specific solutions, and frameworks that drive faster time to value and sustainable business outcomes.

**The full report includes the profiles of the following 30 leading ServiceNow services providers featured on the [ServiceNow Services PEAK Matrix® Assessment 2025](#):**

- **Leaders:** Accenture, Capgemini, Cognizant, Deloitte, DXC Technology, EY, HCLTech, Infosys, TCS, and Wipro
- **Major Contenders:** Coforge, Genpact, GlideFast Consulting, IBM Consulting, Infocenter, inMorphis, INRY, a Cprime company, Kyndryl, LTIMindtree, Mphasis, NewRocket, Ondaro (formerly Cask NX), Plat4mation, Tech Mahindra, and Virtusa
- **Aspirants:** Brillio, Hexaware Technologies, Jade Global, Sysintegra, and T-Systems

## Scope of this report

**Geography:** global

**Industry:** all industries

**Services:** ServiceNow services

# Scope of the evaluation

## Everest Group's scope of ServiceNow services

- |   |   |  |
|---|---|--|
|  <h3>Consulting/Assessment services</h3> <p>Now platform strategy and roadmap formulation, mapping of existing technology landscape, product(s) selection, feasibility and readiness assessments, security assessment, integration strategy, Governance, Risk Management, and Compliance (GRC) assessment and roadmap, and organization change management.</p> |  <h3>Design and implementation</h3> <p>Requirements gathering, technical and functional design, system and process configurations, custom application development, integration, Now Platform setup, data migration, testing, deployment, cut-over and go-live, and implementation hand-off.</p> |  <h3>Management services</h3> <p>Help desk management, monitoring, incident management, issue resolution, emergency fixes, ongoing customizations and integrations, update support, new feature addition, minor and major usability enhancements, and product enhancements.</p> |
|---|---|--|

---

### ServiceNow services encompass consulting, implementation, and management services for the following areas:

#### Included in scope

- IT workflows
- Employee workflows
- Customer workflows
- Custom applications and others

#### Excluded from scope

- IT infrastructure-related services
- Resale of licenses related to ServiceNow
- Activities around business process outsourcing

# Scope of research – services definition

## ServiceNow Services PEAK Matrix® Assessment 2025

[NOT EXHAUSTIVE]

Consulting/Advisory services	Implementation services	Management and support services
<p>Readiness and road mapping</p> <ul style="list-style-type: none"> <li>• Feasibility and readiness assessments</li> <li>• Platform/Ecosystem strategy</li> <li>• Roadmap formulation</li> <li>• Mapping of existing technology/product selection</li> <li>• Risk assessment and mitigation</li> <li>• Integration strategy</li> </ul> <p>Process transformation advisory</p> <ul style="list-style-type: none"> <li>• Process mining/analysis</li> <li>• Process redesign</li> </ul> <p>Change management strategy</p> <ul style="list-style-type: none"> <li>• User training</li> <li>• Knowledge training</li> </ul> <p>Governance and compliance</p> <ul style="list-style-type: none"> <li>• Compliance assessment</li> <li>• Compliance strategy development</li> <li>• Security assessment</li> <li>• Governance strategy development</li> </ul>	<p>Planning and design</p> <ul style="list-style-type: none"> <li>• Requirements gathering</li> <li>• Technical and functional design</li> <li>• Configuration and integration design</li> </ul> <p>Configuration and implementation</p> <ul style="list-style-type: none"> <li>• Data/Workload migration</li> <li>• System configurations</li> <li>• Customizations</li> <li>• Integrations</li> <li>• Platform modernization</li> <li>• Custom development</li> </ul> <p>Testing and deployment</p> <ul style="list-style-type: none"> <li>• System integration testing</li> <li>• User acceptance testing</li> <li>• User training and knowledge transfer</li> <li>• Migration to production and go-live</li> </ul>	<p>General support</p> <ul style="list-style-type: none"> <li>• Help desk</li> <li>• Monitoring</li> <li>• Incident management</li> <li>• Service requests management</li> <li>• Issue resolution</li> <li>• Customizations, integrations, and testing</li> </ul> <p>Enhancements</p> <ul style="list-style-type: none"> <li>• Minor and major usability enhancements</li> <li>• Product enhancements</li> </ul> <p>Update support</p> <ul style="list-style-type: none"> <li>• Update feasibility</li> <li>• Update configuration and adoption</li> <li>• Integration and testing</li> </ul> <p>Patch updates and bug fixes</p> <p>Emergency fixes and patch support</p>

### Exclusions

The scope of this PEAK Matrix® assessment does not include:

IT infrastructure-related services

Resale of licenses related to ServiceNow

Activities around business process outsourcing

# ServiceNow services PEAK Matrix® characteristics

## Leaders

Accenture, Capgemini, Cognizant, Deloitte, DXC Technology, EY, HCLTech, Infosys, TCS, and Wipro

- Leaders are characterized by their ability to successfully execute large-scale, complex, and end-to-end ServiceNow services, underpinned by their strong delivery network and robust partner ecosystem
- These providers have strong ServiceNow partnerships and have multiple validated practices, alongside multiple product line achievements. They maintain high certification ratio and leverage ServiceNow-specific acquisitions to further enhance their offerings
- Leaders have helped enterprises with their advisory capabilities to navigate transformation and have leveraged a mature suite of in-house and ServiceNow-certified solutions to accelerate time to market for their clients

## Major Contenders

Coforge, Genpact, GlideFast Consulting, IBM Consulting, Infocenter, inMorphis, INRY, a Cprime company, Kyndryl, LTIMindtree, Mphasis, NewRocket, Ondaro (formerly Cask NX), Plat4mation, Tech Mahindra, and Virtusa

- These providers have built meaningful capabilities to deliver ServiceNow Services – advisory, implementation, and managed services; however, their service portfolios are not as balanced and comprehensive as those of Leaders (in terms of coverage across ServiceNow product areas, geographies, or verticals)
- These providers have good partnerships with ServiceNow and often specialize in select verticals in delivering ServiceNow-specific services. ServiceNow has often recognized them with partner awards that showcase their credibility in the ServiceNow services market
- Major Contenders are also making continued investments in building proprietary tools and solutions, as well as in scaling their talent for delivering ServiceNow services

## Aspirants

Brillio, Hexaware Technologies, Jade Global, Sysintegra, and T-Systems

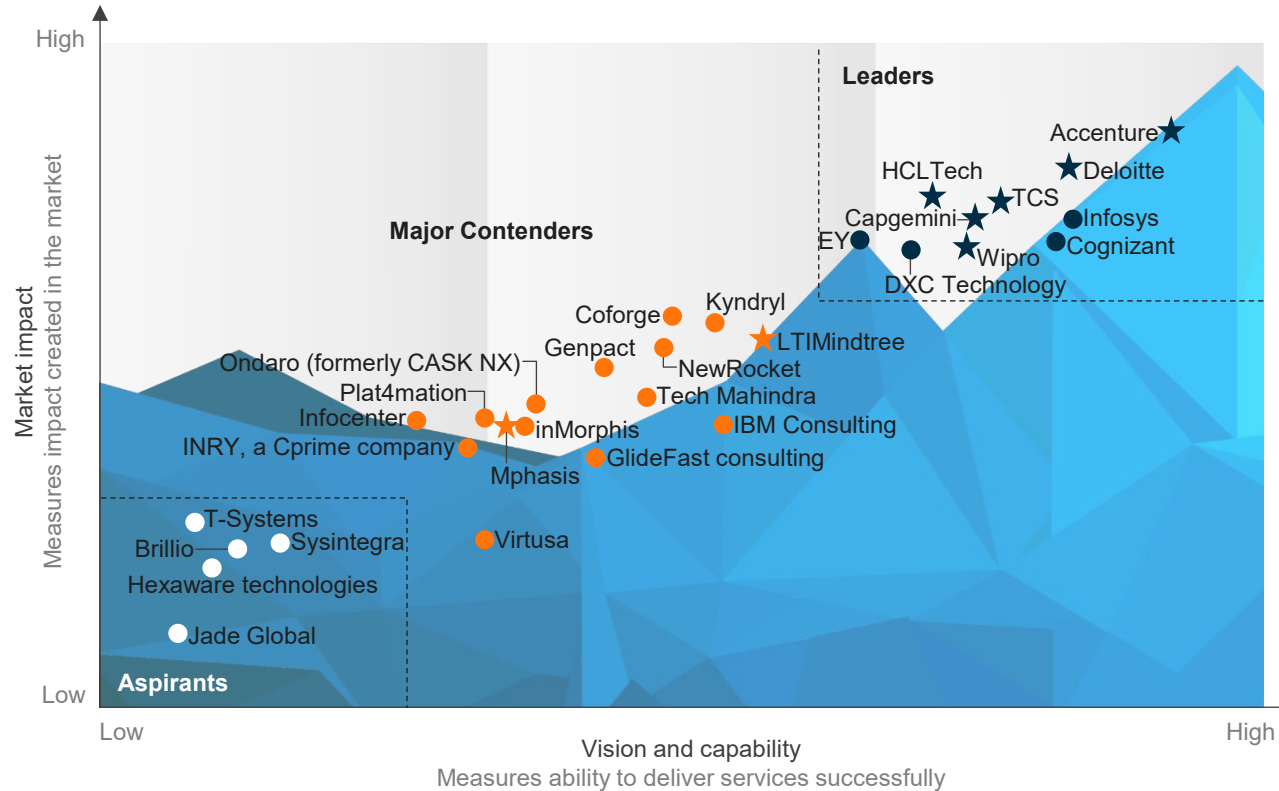
- Aspirants have good proof points in enabling low- to medium-complex implementation and maintenance for ServiceNow Services, primarily for Small and Midsize Buyers (SMBs)
- Clients acknowledge their pricing and commercial flexibility as well as their engagement flexibilities
- Despite their relatively smaller size, they aim to grow faster by scaling their talent base, investing in IP and solutions, and expanding into new markets

# Everest Group PEAK Matrix®

ServiceNow Services PEAK Matrix® Assessment 2025 | Cognizant is positioned as a Leader

## Everest Group ServiceNow Services PEAK Matrix® Assessment 2025<sup>1,2</sup>

- Leaders
- Major Contenders
- Aspirants
- ☆ Star Performers





<sup>1</sup> Assessment for Deloitte, EY, GlideFast Consulting, Hexaware Technologies, IBM Consulting, Infocenter, and T-Systems exclude service provider inputs and are based on Everest Group's proprietary Transaction Intelligence (TI) database, provider public disclosures, and Everest Group's interactions with buyer

<sup>2</sup> Analysis for Capgemini, DXC Technology, and LTIMindtree are based on partial inputs provided

Source: Everest Group (2025)










# Cognizant (page 1 of 2)

Everest Group assessment – Leader

Measure of capability:  Low  High

## Market impact

## Vision and capability

Market impact				Vision and capability				
Market adoption	Portfolio mix	Value delivered	Overall	Vision and strategy	Scope of services offered	Innovation and investments	Delivery footprint	Overall
								

### Strengths

- Cognizant demonstrates strong expertise serving clients across BFSI, healthcare and life sciences, and retail, distribution, and CPG industries
- Clients appreciate Cognizant's project management, account management, and commercial flexibility in engagements
- It has invested in its ServiceNow IP portfolio spanning accelerators (WorkNEXT™ and Assurance 360), frameworks/suites (Employee Center Migration Blueprint and generative AI Evaluation Blueprint), industry solutions (Citizen Key and Stores 360), automation solutions (NeuroIT) and analytics packs (Tech Debt and Risk Management) to accelerate time to market for its clients
- The acquisition of Thirdera has strengthened Cognizant's ServiceNow capabilities by adding certified talent, expanding its IP portfolio, and reinforcing its position as a Global Elite Partner
- Clients can benefit from its talent investments through Cognizant University and Authorized Training Partner status, which support delivery consistency and access to certified ServiceNow resources
- It leverages its Neuro AI platform to drive AI-enabled workflow transformation, enabling enterprises to build ServiceNow-native agents, custom LLMs, and regulated AI applications supported by global innovation hubs










# Cognizant (page 2 of 2)

Everest Group assessment – Leader

Measure of capability:  Low  High

## Market impact

## Vision and capability

Market impact				Vision and capability				
Market adoption	Portfolio mix	Value delivered	Overall	Vision and strategy	Scope of services offered	Innovation and investments	Delivery footprint	Overall
								

### Limitations

- Cognizant’s ServiceNow engagements are skewed toward implementation services. Enterprises looking for advisory-led engagements should evaluate Cognizant’s consulting capabilities in further detail
- The company has a higher focus on North America and the European region. Enterprises in other emerging regions such as APAC should further assess Cognizant’s regional capabilities before contracting
- A few clients highlight scope to strengthen change management and proactive innovation-led value delivery, particularly in enabling business adoption beyond platform implementation

## Market trends

Enterprise adoption of ServiceNow is accelerating, with AI-infused workflow transformation and industry-specific investments; though talent scarcity and platform complexity remain key inhibitors to scaling adoption

### Market size and growth

The total ServiceNow services market size is estimated to be US\$12.5-13.5 billion for calendar year 2025, with a growth of ~11%.

Everest growth estimates the total ServiceNow services market to grow at a CAGR of 11-12% over 2025-28.

The ServiceNow services market is undergoing accelerated growth globally, driven by enterprise-wide adoption of AI-enabled workflows, expansion into industry-specific solutions and non-technology workflows, and increasing demand for outcome-based transformation across IT and business functions.

### Key drivers for ServiceNow services

Drive operational agility	Enterprises are accelerating IT operations modernization to meet rising efficiency demands, with ServiceNow's ITSM module as a key enabler.
Improve productivity through workflow automation	Enterprises are replacing legacy, siloed systems with ServiceNow's unified workflow engine to drive end-to-end automation, improve productivity, and accelerate time to value across business and support functions.
Enhance customer/employee experience	ServiceNow's Customer Service Management (CSM) and Human Resource Service Delivery (HRSD) modules are enabling omnichannel customer support and employee experience transformation, powered by generative AI capabilities that reduce resolution times and personalize interactions.
Derive value through investments in emerging technology capabilities	The integration of generative AI, agentic AI, and low-code development within the Now Platform is expanding adoption beyond IT, enabling predictive, autonomous operations, and intelligent decision workflows across the enterprise.

### Opportunities and challenges

Lack of ServiceNow talent	Enterprises highlight ServiceNow-specific talent as a challenge. Many have expressed difficulty in getting experts who can navigate complex business processes, understand client environments, and implement ServiceNow modules effectively.
Complexity of ServiceNow licenses	Enterprises struggle with varied license types, module requirements, and high/customized pricing, making license management complex.
Lack of new product knowledge	Rapid product evolution and limited skilled talent in new areas are hindering the adoption of newer ServiceNow offerings.
Gaps in change governance	Enterprises often tend to have low adoption rates when the processes and/or tools change without upfront communication and lack of leadership buy-in. Further, the need for a steep learning curve for ServiceNow acts as a deterrent for scaling up adoption.

# Provider landscape analysis

The ServiceNow services market remains fragmented with a good mix of large global SIs and specialist providers

## Market share analysis of the providers<sup>1</sup>

2024; Percentage of overall market of ServiceNow services



## Provider revenue growth by YoY growth<sup>1</sup>

2023-24; increase in percentage of ServiceNow services revenue



<sup>1</sup> Providers are listed alphabetically within each range

# Key buyer considerations

Buyers are increasingly focused on partners with robust account management capabilities as well as technical and domain expertise to reduce delivery risk and accelerate time to market

## Key sourcing criteria

High



### ServiceNow services portfolio

Buyers seek partners with end-to-end ServiceNow capabilities across modules, with industry-specific experience, supported by accelerators, frameworks, and generative AI-infused tools that drive value.



### Pricing and commercial flexibility

Clients favor providers offering outcome-based models, scalable delivery, and flexible pricing structures that balance cost with value realization.



### Quality of talent

Enterprises prioritize certified ServiceNow professionals with cross-domain and AI-enablement skills to ensure fast, high-quality delivery and innovation readiness.



### Domain expertise

Strong industry understanding and contextualization of workflows are key differentiators, enabling providers to translate platform capabilities into tangible business outcomes.



### Account management

Providers with proactive governance, transparent communication, and business-aligned engagement models are preferred. Buyers value consistent leadership attention and responsiveness throughout the life cycle.

Low

Priority

## Summary analysis

Enterprise sourcing priorities in the ServiceNow services ecosystem are evolving in line with the platform's shift toward AI-native, outcome-led transformation.

Enterprises increasingly view ServiceNow as a strategic platform for cross-functional modernization rather than mere workflow automation solution, creating demand for partners that can integrate AI, data, and domain expertise into unified transformation initiatives.

Providers that demonstrate the ability to operationalize generative AI and agentic AI within ServiceNow, create measurable business impact, and enable agile scaling across business functions are emerging as preferred partners.

Pricing innovation and flexibility and portfolio breadth have become critical, with differentiation increasingly based on a provider's ability to combine platform expertise, advisory capabilities, and AI-led delivery maturity to support enterprise transformation on ServiceNow.


# Key takeaways for buyers

Enterprises are seeking partners that can go beyond implementation to deliver AI-driven transformation, platform reinvention, and measurable business value. Buyers should prioritize providers that combine ServiceNow platform depth with innovation, domain consulting, and automation-driven delivery excellence.



## Shifts in provider capabilities

- Providers are pivoting from ITSM-focused delivery to enterprise-wide workflow transformation across business functions
- Focus is shifting toward AI-native delivery, with generative AI and agentic AI integrated into workflows



## Differentiation across provider types

- GSIs lead in large-scale transformation and ecosystem co-innovation
- Specialist providers excel through agility, domain depth, and IP-led accelerators
- Buyers should align partner selection to transformation scale, domain complexity, and innovation needs



## Key innovations

- AI-infused delivery frameworks and proprietary accelerators are driving faster, outcome-linked transformation
- Providers are expanding IP investments across deployment accelerators, industry solutions, generative AI kits, and code governance tools to enhance agility, automation, and platform intelligence within ServiceNow

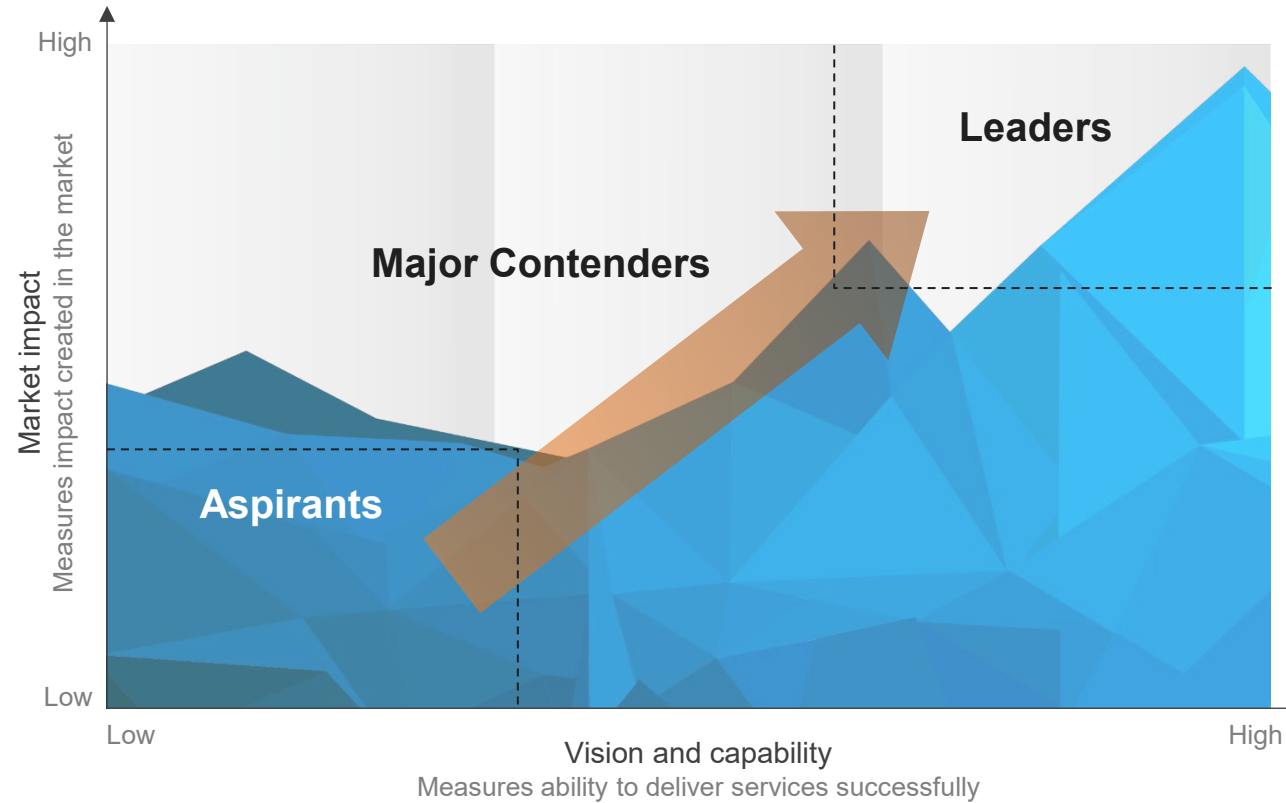
# Appendix

PEAK Matrix® framework

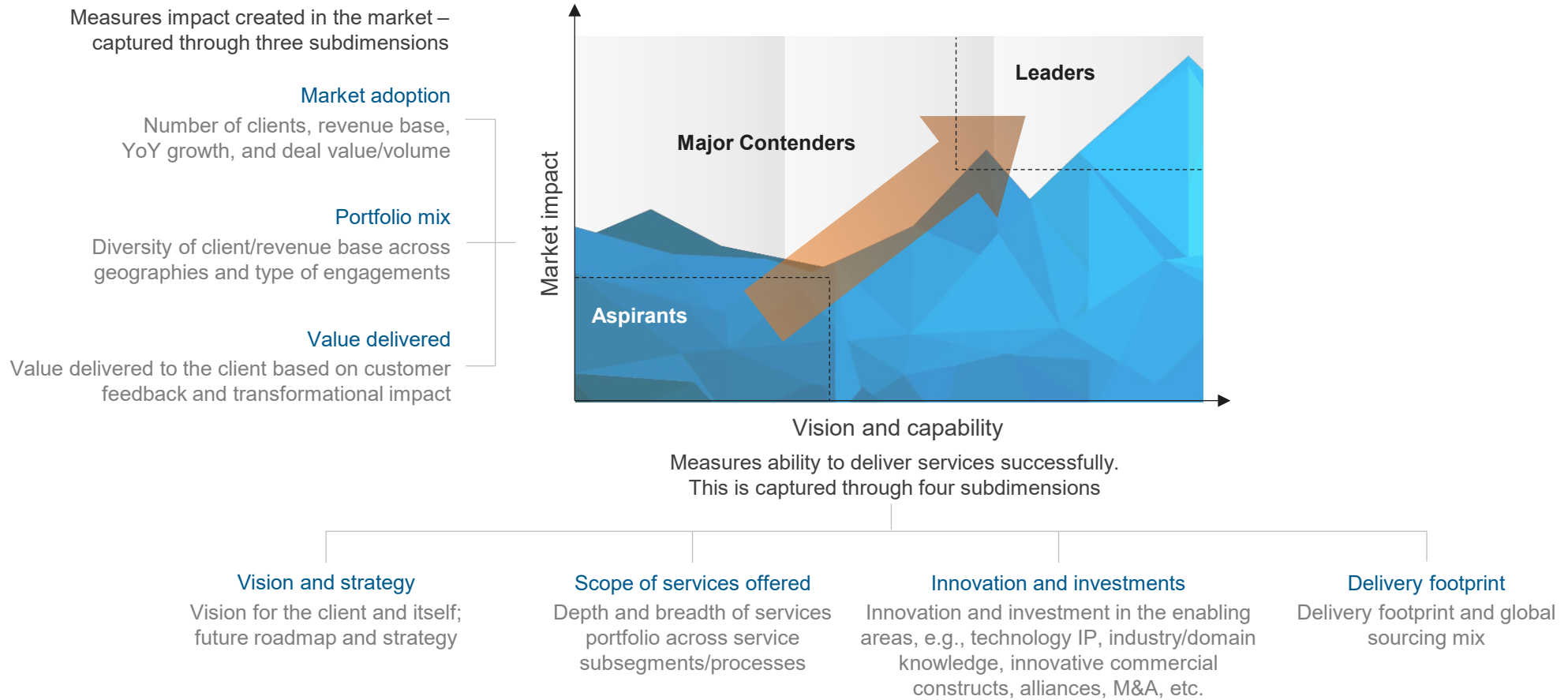
FAQs

# Everest Group PEAK Matrix® is a proprietary framework for assessment of market impact and vision and capability

Everest Group PEAK Matrix



# Services PEAK Matrix® evaluation dimensions



## FAQs

**Q: Does the PEAK Matrix® assessment incorporate any subjective criteria?**

**A:** Everest Group's PEAK Matrix assessment takes an unbiased and fact-based approach that leverages provider / technology vendor RFIs and Everest Group's proprietary databases containing providers' deals and operational capability information. In addition, we validate/fine-tune these results based on our market experience, buyer interaction, and provider/vendor briefings.

**Q: Is being a Major Contender or Aspirant on the PEAK Matrix, an unfavorable outcome?**

**A:** No. The PEAK Matrix highlights and positions only the best-in-class providers / technology vendors in a particular space. There are a number of providers from the broader universe that are assessed and do not make it to the PEAK Matrix at all. Therefore, being represented on the PEAK Matrix is itself a favorable recognition.

**Q: What other aspects of the PEAK Matrix assessment are relevant to buyers and providers other than the PEAK Matrix positioning?**

**A:** A PEAK Matrix positioning is only one aspect of Everest Group's overall assessment. In addition to assigning a Leader, Major Contender, or Aspirant label, Everest Group highlights the distinctive capabilities and unique attributes of all the providers assessed on the PEAK Matrix. The detailed metric-level assessment and associated commentary are helpful for buyers in selecting providers/vendors for their specific requirements. They also help providers/vendors demonstrate their strengths in specific areas.

**Q: What are the incentives for buyers and providers to participate/provide input to PEAK Matrix research?**

**A:** Enterprise participants receive summary of key findings from the PEAK Matrix assessment

For providers

- The RFI process is a vital way to help us keep current on capabilities; it forms the basis for our database – without participation, it is difficult to effectively match capabilities to buyer inquiries
- In addition, it helps the provider/vendor organization gain brand visibility through being included in our research reports

**Q: What is the process for a provider / technology vendor to leverage its PEAK Matrix positioning?**

**A:** Providers/vendors can use their PEAK Matrix positioning or Star Performer rating in multiple ways including:

- Issue a press release declaring positioning; see our citation policies
- Purchase a customized PEAK Matrix profile for circulation with clients, prospects, etc. The package includes the profile as well as quotes from Everest Group analysts, which can be used in PR
- Use PEAK Matrix badges for branding across communications (e-mail signatures, marketing brochures, credential packs, client presentations, etc.)

The provider must obtain the requisite licensing and distribution rights for the above activities through an agreement with Everest Group; please contact your CD or contact us

**Q: Does the PEAK Matrix evaluation criteria change over a period of time?**

**A:** PEAK Matrix assessments are designed to serve enterprises' current and future needs. Given the dynamic nature of the global services market and rampant disruption, the assessment criteria are realigned as and when needed to reflect the current market reality and to serve enterprises' future expectations.

# Stay connected

Dallas (Headquarters)

info@everestgrp.com

+1-214-451-3000

Bangalore

india@everestgrp.com

+91-80-61463500

Delhi

india@everestgrp.com

+91-124-496-1000

London

unitedkingdom@everestgrp.com

+44-207-129-1318

Toronto

canada@everestgrp.com

+1-214-451-3000

Website

everestgrp.com

Blog

everestgrp.com/blog

Follow us on



Everest Group is a leading research firm helping business leaders make confident decisions. We guide clients through today's market challenges and strengthen their strategies by applying contextualized problem-solving to their unique situations. This drives maximized operational and financial performance and transformative experiences. Our deep expertise and tenacious research focused on technology, business processes, and engineering through the lenses of talent, sustainability, and sourcing delivers precise and action-oriented guidance. Find further details and in-depth content at [www.everestgrp.com](http://www.everestgrp.com).

## Notice and disclaimers

**Important information. Please read this notice carefully and in its entirety. By accessing Everest Group materials, products or services, you agree to Everest Group's Terms of Use.**

Everest Group's Terms of Use, available at [www.everestgrp.com/terms-of-use](http://www.everestgrp.com/terms-of-use), is hereby incorporated by reference as if fully reproduced herein. Parts of the Terms of Use are shown below for convenience only. Please refer to the link above for the full and official version of the Terms of Use.

Everest Group is not registered as an investment adviser or research analyst with the U.S. Securities and Exchange Commission, the Financial Industry Regulation Authority (FINRA), or any state or foreign (non-U.S.) securities regulatory authority. For the avoidance of doubt, Everest Group is not providing any advice concerning securities as defined by the law or any regulatory entity or an analysis of equity securities as defined by the law or any regulatory entity. All properties, assets, materials, products and/or services (including in relation to gen AI) of Everest Group are provided or made available for access on the basis such is for informational purposes only and provided "AS IS" without any warranty of any kind, whether express, implied, or otherwise, including warranties of completeness, accuracy, reliability, noninfringement, adequacy, merchantability or fitness for a particular purpose. All implied warranties are disclaimed to the extent permitted by law. You understand and expressly agree that you assume the entire risk as to your use and any reliance upon such.

Everest Group is not a legal, tax, financial, or investment adviser, and nothing provided by Everest Group is legal, tax, financial, or investment advice. Nothing Everest Group provides is an offer to sell or a solicitation of an offer to purchase any securities or instruments from any entity. Nothing from Everest Group may be used or relied upon in evaluating the merits of any investment. Do not base any investment decisions, in whole or part, on anything provided by Everest Group.

Everest Group materials, products and/or services represent research opinions or viewpoints, not representations or statements of fact. Accessing, using, or receiving a grant of access to Everest Group materials, products and/or services does not constitute any recommendation by Everest Group to (1) take any action or refrain from taking any action or (2) enter into a particular transaction. Nothing from Everest Group will be relied upon or interpreted as a promise or representation as to past, present, or future performance of a business or a market. The information contained in any Everest Group material, product and/or service is as of the date prepared and Everest Group has no duty or obligation to update or revise the information or documentation.

Everest Group collects data and information from sources it, in its sole discretion, considers reliable. Everest Group may have obtained data or information that appears in its materials, products and/or services from the parties mentioned therein, public sources, or third-party sources, including data and information related to financials, estimates, and/or forecasts. Everest Group is not a certified public accounting firm or an accredited auditor and has not audited financials. Everest Group assumes no responsibility for independently verifying such information.

Companies mentioned in Everest Group materials, products and/or services may be customers of Everest Group or have interacted with Everest Group in some other way, including, without limitation, participating in Everest Group research activities.