

# Workday 2024 R2 Release Impact Analysis

Extend

2024

# Extend



# **Automatically available features**

# Page builder

## What's changing

With the 2024R2 release, Workday has introduced Page Builder within App Builder. This new feature allows developers to create extend pages using a simple point-and-click interface, eliminating the need for JSON coding. Users can now design pages effortlessly with drag-and-drop and click options. Rearranging widgets or sections within the page body is now simpler than ever. You can drag and drop elements anywhere, removing the need to worry about commas and brackets in JSON coding.

## Additional considerations

Workday enables this feature with the existing manual creation, where you can toggle between JSON coding and Page builder view.

## What do i need to do?

- It is an automatically available feature which will be visible in right corner of the App Builder, as a toggle button named 'Visual'.

## What happens if i do nothing?

NA

Community link

<https://forum.developer.workday.com/t/page-builder-beta-is-now-available/11886>

# Workday 2024R2 automatically available features

Prior to 2024 release 1	Post 2024 release 2	Impact
Page Builder was Not Available	Page Builder enables developers to create extend pages with a straightforward point-and-click interface, removing the necessity for JSON coding. Users can now easily design pages using drag-and-drop and click features.	<div>Y/N: No</div> <div>Impact description:</div> <div>No Impact, Automatically Available</div>

Effort

N/A

Defect link

N/A

Community link

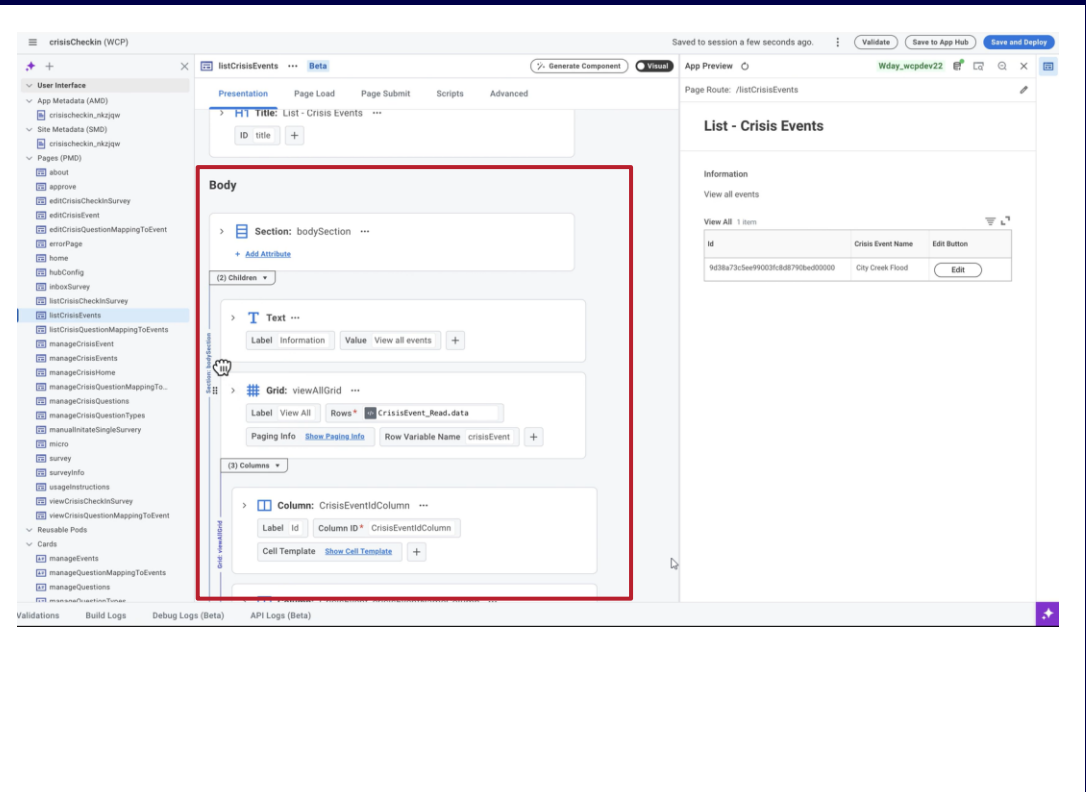
<https://forum.developer.workday.com/t/page-builder-beta-is-now-available/11886>

# Workday 2024R2 automatically available features

## Before release



## After release



# Orchestrate enhanced business process rescind and cancel

## What's changing

With the 2024R2 release, Workday has introduced business process rescind and cancel feature under app builder. This includes the ability to customize how orchestrations are triggered based on cancel and rescind process under business processes of the app. Business process reporting has been improved, and there is now rescind and cancel support from orchestration to business processes.

## Additional considerations

It supports event-driven integrations, allowing customers to consume and update data more quickly. To BP configurators it offers greater flexibility by accommodating the statuses and actions of other system workflows.

## What do i need to do?

- It is an automatically available feature.

## What happens if i do nothing?

NA

Community link

<https://forum.developer.workday.com/t/automatically-launch-orchestration-on-business-process-cancel-rescind/11495/17>

# Workday 2024R2 automatically available features

Prior to 2024 release 1	Post 2024 release 2	Impact
Business Process rescind and cancel features was Not Available.	Business Process rescind and cancel feature under app builder, includes the ability to customize how orchestrations are triggered based on cancel and rescind process under business processes of the app.	<div>Y/N: No</div> <div>Impact description:</div> <div>No Impact, Automatically Available</div>

Effort	N/A
--------	-----

Defect link	N/A
Community link	<a href="https://forum.developer.workday.com/t/automatically-launch-orchestration-on-business-process-cancel-rescind/11495/17">https://forum.developer.workday.com/t/automatically-launch-orchestration-on-business-process-cancel-rescind/11495/17</a>

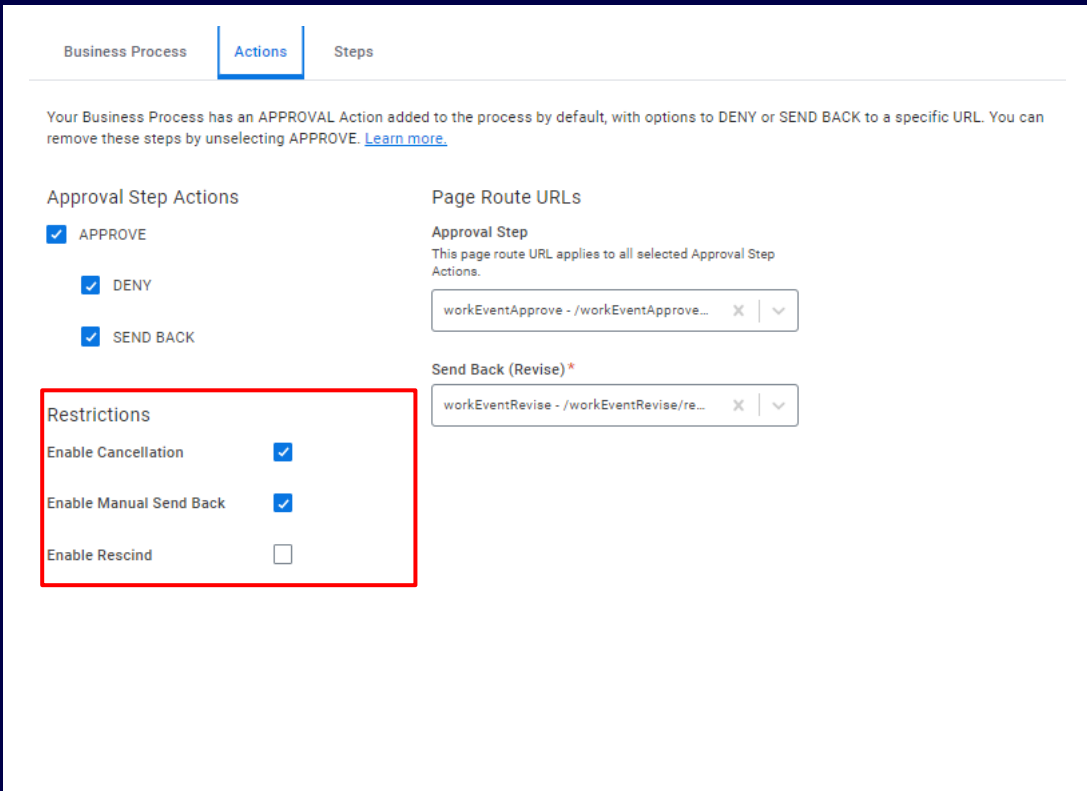


# Workday 2024R2 automatically available features

## Before release



## After release



# Workday AI gateway : Skills relevance V2

## What's changing

With the 2024R2 release, Workday has introduced new AI API Skills Relevance V2, it generates a relevance score for each skill reflecting its relevance to the provided context in the text string. This service gives users the flexibility to use skills from various sources and obtain the relevance scores to the target context

## Additional considerations

NA

## What do i need to do?

- It is an automatically available feature.
- Available only for Early adopters and Extend Pro Customers

## What happens if i do nothing?

NA

Community link

<https://forum.developer.workday.com/t/new-skill-relevance-v1beta-api-in-early-access/13661>

# Workday 2024R2 automatically available features

Prior to 2024 release 1	Post 2024 release 2	Impact
Workday API Skill relevance v2 features was Not Available	New and enhanced versions of the API Skill Relevance generates a relevance score for each skill reflecting its relevance to the provided context in the text string.	<div>Y/N: No</div> <div>Impact description:</div> <div>No Impact, Automatically Available</div>

Effort

N/A

Defect link

N/A

Community link

<https://forum.developer.workday.com/t/new-skill-relevance-v1beta-api-in-early-access/13661>

# Workday 2024R2 automatically available features

## Before release

## After release

### Sample request:

POST <https://api.workday.com/ml/skills-cloud/v1Beta/relevance>

### Sample request body:

```
{ "context": "Candidate knows how to code and other programming languages. Also kno
```

### Sample response:

```
{
  "data": [
    {
      "skill_name": "python",
      "scored_skill": {
        "skill": {
          "id": "d84a7aa5-0027-4a31-ae1d-e71f288a3c67",
          "name": "Python (Programming Languages)",
          "locale": "en_US",
          "category": {
            "category_name": "Development Tools",
            "relevance": 0.7979
          },
          "description": {
            "text": "Python (Programming Languages) refer to the set..."
          }
        },
        "relevance_score": 0.926
      }
    }
  ]
}
```

# Workday AI gateway : Document intelligence V2

## What's changing

With the 2024R2 release, Workday has introduced new AI API Document Intelligence V2, it extracts key fields from various document types. It allows the user to upload a document (PDF, JPG, or PNG) and retrieve a JSON response containing the document text, the extracted fields and their corresponding normalized values.

## Additional considerations

For client tools such as Bruno, use the Bearer token for your tenant API access.

## What do i need to do?

- It is an automatically available feature.
- Available only for Early adopters and Extend Pro Customers

## What happens if i do nothing?

NA

Community link

<https://forum.developer.workday.com/t/new-document-intelligence-workday-api-in-early-access/13677>

# Workday 2024R2 automatically available features

Prior to 2024R2	Post 2024R2	Impact
Workday API Skill relevance v2 features was Not Available	New and enhanced versions of the API Skill Relevance Document Intelligence V2, it extracts key fields from various document types. It allows the user to upload a document (PDF, JPG, or PNG) and retrieve a JSON response containing the document text, the extracted fields and their corresponding normalized values.	<div>Y/N: No</div> <div>Impact description:</div> <div>No Impact, Automatically Available</div>

Effort

N/A

Defect link

N/A

Community link

<https://forum.developer.workday.com/t/new-document-intelligence-workday-api-in-early-access/13677>

# Workday 2024R2 automatically available features

## Before release



## After release

### Sample Request

```
POST https://api.workday.com/ml/docint/v1Beta/parse?document_type=us_bank_check
```

### Sample Response

```
{
  "text": "VERIFY THE AUTHENTICITY OF THIS MULTI-TONE SECURITY DOCUMENT.\nWELLS We]",
  "fields": [
    {
      "type": "checking_account_number",
      "start_index": 358,
      "end_index": 366,
```

# Workday AI gateway : Generate WQL REST API

## What's changing

With the 2024R2 release, Workday has introduced new AI Generate WQL REST API. Given a natural language query, the Generate WQL REST API maps the question to relevant data sources and returns the equivalent Workday Query Language (WQL) statement. You can use the WQL code to retrieve data and insights from the relevant data sources.

## Additional considerations

Note that the generated WQL statement doesn't include Workday IDs.

## What do i need to do?

- It is an automatically available feature.
- Available only for Early adopters and Extend Pro Customers

## What happens if i do nothing?

NA

Community link

<https://forum.developer.workday.com/t/new-generate-wql-workday-api-in-early-access/13679>



# Workday 2024R2 automatically available features

Prior to 2024R2	Post 2024R2	Impact
Workday API Generate WQL REST API features was Not Available	New and enhanced versions of the API Generate WQL REST API, its Generates WQL REST API maps the question to relevant data sources and returns the equivalent Workday Query Language (WQL) statement. You can use the WQL code to retrieve data and insights from the relevant data sources.	<div>Y/N: No</div> <div>Impact description:</div> <div>No Impact, Automatically Available</div>

Effort

N/A

Defect link

N/A

Community link

<https://forum.developer.workday.com/t/new-document-intelligence-workday-api-in-early-access/13677>

# Workday 2024R2 automatically available features

## Before release

## After release

### *Sample Request*

This sample request generates a WQL statement based on a question using natural language:

```
POST https://api.workday.com/ml/dataQuery/v1Beta/genWql
```

### *Sample request body:*

```
{"query": "how many active workers were there one year ago"}
```

### *Sample response:*

```
{  "wql": "SELECT COUNT() FROM allActiveAndTerminatedWorkers WHERE addedDate >
```

# Workday AI gateway: HCM 4ecommender

## What's changing

With the 2024R2 release, Workday has introduced new AI API HCM Recommender, Given a worker and an intent, you can use the Worker Recommender REST API to find: Mentors, Workers with similar profiles but in different teams who can connect with each other, Workers who can help onboard new employees. Given a worker and an intent, you can use the Job Recommender REST API to recommend: Jobs to workers based on their current qualifications, Jobs to workers for career growth within the company, You can find job recommendations, taking into consideration specific fields of interest to help your company with redeploying and retaining talent. The service uses Machine Learning models and a tenanted knowledge graph to generate the recommendations.

## Additional considerations

For client tools such as Bruno, use the Bearer token for your tenant API access.

## What do i need to do?

- It is an automatically available feature.
- Available only for Early adopters and Extend Pro Customers

## What happens if i do nothing?

NA

Community link

<https://forum.developer.workday.com/t/new-hcm-recommender-apis-in-early-access/13753/1>

# Workday 2024R2 automatically available features

Prior to 2024R2	Post 2024R2	Impact
Workday API HCM Recommender feature was Not Available	New and enhanced versions of the API HCM Recommender you can use the Worker Recommender REST API to find: Mentors, Workers with similar profiles but in different teams who can connect with each other, Workers who can help onboard new employees.	<div>Y/N: No</div> <div>Impact description:</div> <div>No Impact, Automatically Available</div>

Effort

N/A

Defect link

N/A

Community link

<https://forum.developer.workday.com/t/new-hcm-recommender-apis-in-early-access/13753/1>

# Workday 2024R2 automatically available features

## Before release

## After release

This sample request returns recommended ranked workers with similar profile as the input worker:

```
POST https://api.workday.com/ml/recommender/v1Beta/workers
```

Sample request body:

```
{
  "object_id": "3aa5550b7fe348b98d7b5741afc65534",
  "object_type": "worker",
  "intent": "similarity",
  "supplemental_context": "",
  "limit": 10,
  "offset": 0
}
```

Sample response:

```
{
  "results": [
    {"worker": "0e44c92412d34b01ace61e80a47aaf6d", "relevance_score": 0.932},
    {"worker": "3895af7993ff4c509cbea2e1817172e0", "relevance_score": 0.816},
    {"worker": "3bf7df19491f4d039fd54decdd84e05c", "relevance_score": 0.674},
  ]
}
```

# Developer copilot

## What's changing

With the 2024R2 release, Workday has introduced new way for generating the code on App builder

- Text to code generation
- Conversation driven search and discovery
- Context aware assisted development
- AI companion for developers

knowledge graph to generate the recommendations.

## Additional considerations

NA

## What do i need to do?

- It is an automatically available feature.
- Available only for Early adopters and Extend Pro Customers

## What happens if i do nothing?

NA

Community link

<https://community-content.workday.com/en-us/reference/learn/strategy-roadmaps/workday-extend-roadmap.html#>

# Workday 2024R2 automatically available features

Prior to 2024R2	Post 2024R2	Impact
Developer Copilot feature was Not Available	Developer copilot will be available for developers to design and deploy apps much faster with Generative AI.	<div>Y/N: No</div> <div>Impact description:</div> <div>No Impact, Automatically Available</div>

Effort

N/A

Defect link

N/A

Community link

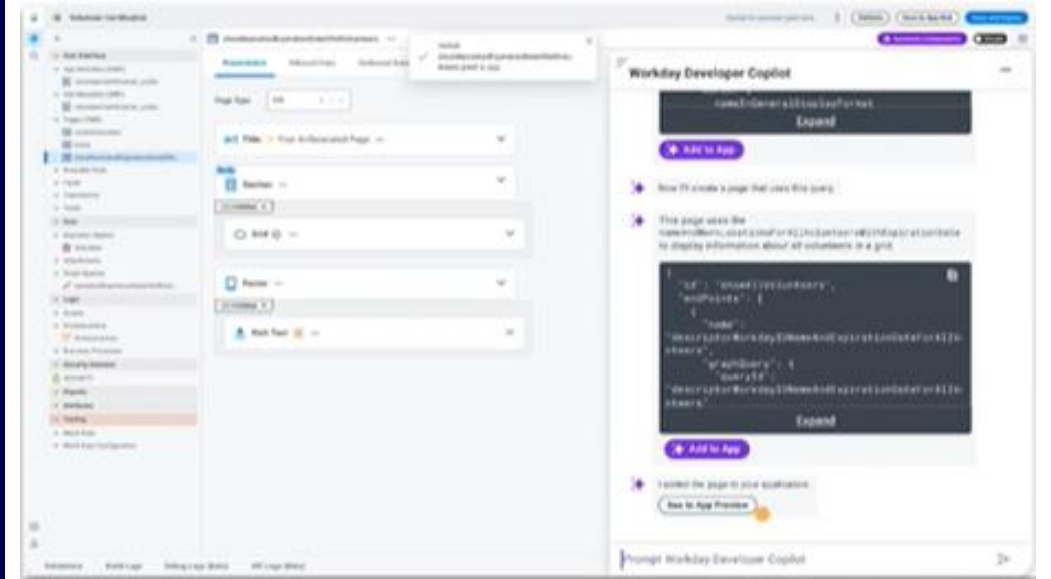
<https://community-content.workday.com/en-us/reference/learn/strategy-roadmaps/workday-extend-roadmap.html#>

# Workday 2024R2 automatically available features

## Before release



## After release





# Create 2-Way visibility on worker object

## What's changing

With the 2024R2 release, Workday has introduced 2-Way visibility on Worker Object that returns extend data, You can now create a custom report on the Worker business object that returns data from related Extend business objects.

## Additional considerations

NA

## What do i need to do?

- It is an automatically available feature.
- Create a Single\_Instance Field with Worker as the target business object.
- In App Builder Visual mode, select Enable Reporting from Target. In Code mode, add "enableReportingFromTarget": true to the field definition.

## What happens if i do nothing?

NA

Community link

<https://forum.developer.workday.com/t/product-update-model-components-create-2-way-visibility-on-worker-object-that-returns-extend-data/13675>

# Workday 2024R2 automatically available features

Prior to 2024R2	Post 2024R2	Impact
2-Way visibility feature was Not Available.	You can now create a custom report on the Worker business object that returns data from related Extend business objects.	<div>Y/N: No</div> <div>Impact description:</div> <div>No Impact, Automatically Available</div>

Effort	N/A
--------	-----

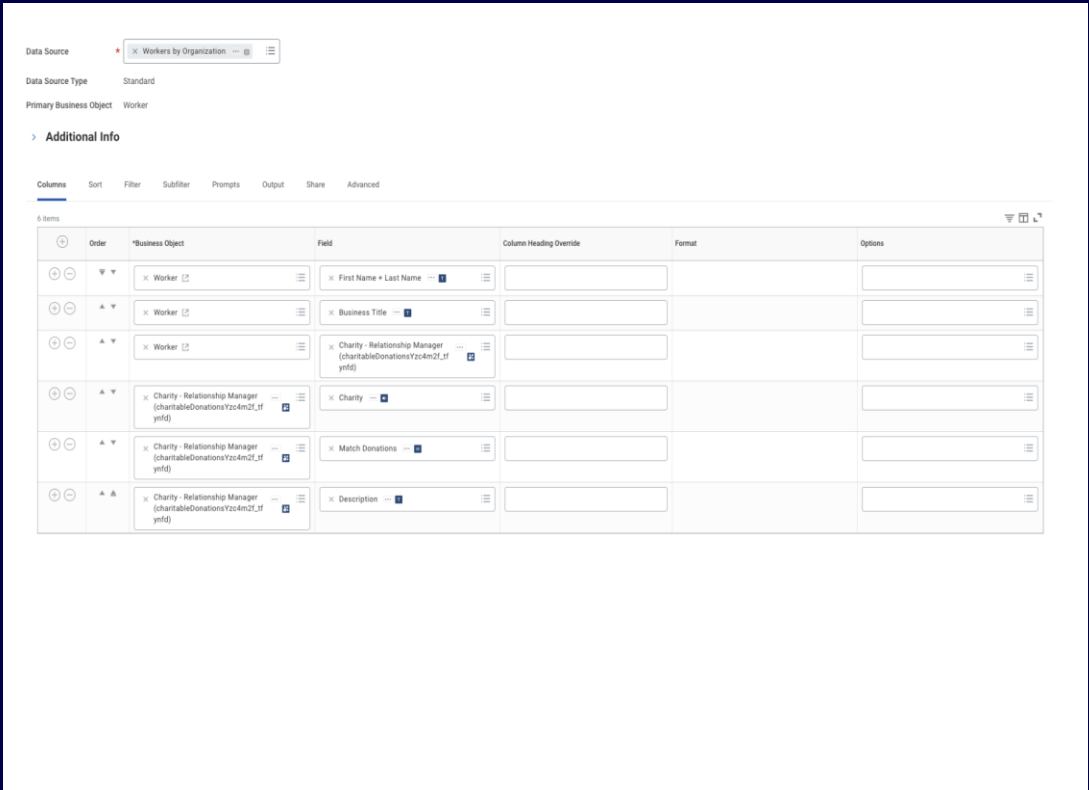
Defect link	N/A
Community link	<a href="https://forum.developer.workday.com/t/product-update-model-components-create-2-way-visibility-on-worker-object-that-returns-extend-data/13675">https://forum.developer.workday.com/t/product-update-model-components-create-2-way-visibility-on-worker-object-that-returns-extend-data/13675</a>

# Workday 2024R2 automatically available features

## Before release



## After release



# O4I : Orchestrate StarterKit: General integration service (OSK)

## What's changing

Orchestrate StarterKit (or “OSK” as we call it) is a little different than the typical Orchestrate for Integrations app. Most integration apps are built to be run end-to-end and perform a very specific task related to a particular vendor or functional area. For example, import time blocks from a third-party time tracking system. OSK, on the other hand, doesn't do just that “one thing”. It can help you with that task, but it does much, much more. OSK's purpose is to help you build your apps better, and faster.

OSK acts as the starting point for each of your Orchestrate for Integrations apps. There are common “best practices”, or maybe rather “good patterns”, that integration apps should follow. If they are so common though, why should you have to build them, from scratch, in every new app?

By starting your app from OSK, you automatically inherit these patterns and have access to pre-built, ready-to-use, already-tested solutions for common Orchestrate for Integrations tasks. This amounts to savings in development, testing, and support. You can write integrations faster because you don't have to write everything. You can test faster and more reliably because large chunks of code were already tested. You can save time in support because there is more consistency across all of your integration apps.

## Additional considerations

To use Orchestrate for Integrations, an Innovation Service Agreement opt-in is required and you will need to contact Workday for Limited General Availability access.

## What do i need to do?

- Download the app catalog app from here [Empowering Developers to Extend the Value of Workday | Workday Developers](https://forum.developer.workday.com/t/app-catalog-app-orchestrate-starterkit/11320)

## What happens if i do nothing?

- No Impacts, it's a new way of building Orchestrations

Community link

<https://forum.developer.workday.com/t/app-catalog-app-orchestrate-starterkit/11320>

# Workday 2024R2 automatically available features

Prior to 2024R2	Post 2024R2	Impact
N/A	<p>OSK acts as the starting point for each of your Orchestrate for Integrations apps. There are common “best practices”, or maybe rather “good patterns”, that integration apps should follow. If they are so common though, why should you have to build them, from scratch, in every new app?</p> <p>By starting your app from OSK, you automatically inherit these patterns and have access to pre-built, ready-to-use, already-tested solutions for common Orchestrate for Integrations tasks.</p>	<div>Y/N: No</div> <div>Impact description: No Impact, Automatically Available</div>

Effort

N/A

Defect link

N/A

Community link

<https://forum.developer.workday.com/t/app-catalog-app-orchestrate-starterkit/11320>

# Workday 2024R2 automatically available features

## Before release



## After release



### Orchestrate StarterKit

Create new apps complete with a library of reusable suborchestrations for common integration patterns.

Orchestration

Template

Integration App

[View App →](#)



# Setup required features

# Extend EIB for loading data into extend business objects

## What's changing

- Using the New EIB Integration template for Extend, now you can:
  - Effortlessly Create, Update and Delete the data from Extend business objects used by your Extend Apps, in just a few clicks
  - Easily extract and optionally transform your Extend App data into various data formats, and automatically deliver them to your preferred destination
  - Harness the full power of Workday Integration cloud features to manage your Extend App data:
    - Integration process monitoring.
    - Scheduling.
    - Error handling.
    - Resilience.
    - Scalability.
- All this is possible using the intuitive, no-code interface of EIB. So, get ready to streamline your data workflows, boost your productivity, swiftly load data to deploy your Extend Apps

## Additional considerations

- N/A

## What do i need to do?

Set up EIB data load for Extend business objects

## What happens if I do nothing?

No Impacts, but using this feature greatly reduces effort , prior to this we need the app loader studio.

Community link

<https://doc.workday.com/release-notes/en-us/abs/7986946.html>



# Workday 2024R2 automatically available features

Prior to 2024R2	Post 2024R2	Impact
App Loader Studio to load data into Extend ABOs	<ul style="list-style-type: none"><li>Simply create extend templated EIB to load data into ABOs.</li><li>Additionally perform all operations – Add, Delete and Update</li></ul>	<div>Y/N: No</div> <div>Impact description:</div> <div>None</div>

Effort

2 Hours

Defect link

N/A

Community link

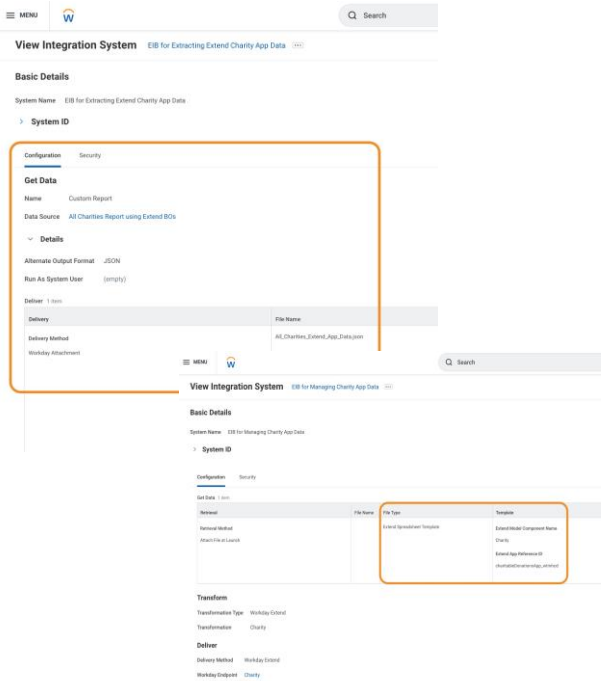
[New Product: EIB - Manage your Workday Extend App Data - News / Product Updates - WCP Developer Forum](#)

# Workday 2024R2 setup available features

## Before release

App Loader Studio  
Integration

## After release





# Reference index

## Reference link (if applicable)

<https://forum.developer.workday.com/t/app-loader-studio/59>

# Thank you